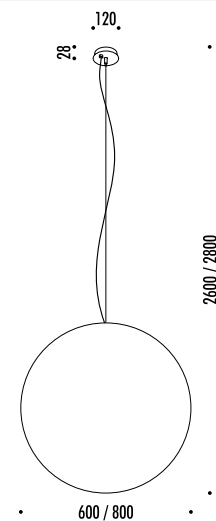




DESIGN DAVIDE GROPPI - 2005
 LAMPADA A SOSPENSIONE - CARTA GIAPPONESE - PE
 SUSPENSION LAMP - JAPANESE PAPER - PE
 ENERGY CLASS: A++ , A+ , A , B , C , D , E

CE IP 20

MOON 60 / MOON 80



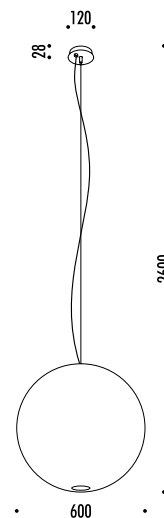
151500	STANDARD	MOON 60 220 / 240 V - 50 / 60 Hz - MAX 105 W - E27 CAVO BIANCO - ROSONE BIANCO - LAMPADINA INCLUSA WHITE CABLE - WHITE CEILING ROSE - BULB INCLUDED
		 COD. 5072143 LED - 15 W - 2200K / 2700K - 1521 lm - EFFICIENCY A+



137200	STANDARD	MOON 80 220 / 240 V - 50 / 60 Hz - MAX 105 W - E27 CAVO BIANCO - ROSONE BIANCO - LAMPADINA INCLUSA WHITE CABLE - WHITE CEILING ROSE - BULB INCLUDED
		 COD. 5072143 LED - 15 W - 2200K / 2700K - 1521 lm - EFFICIENCY A+

DESIGN DAVIDE GROPPI - 2005
 LAMPADA A SOSPENSIONE - CARTA GIAPPONESE - PE
 SUSPENSION LAMP - JAPANESE PAPER - PE
 ENERGY CLASS: A++ , A+ , A , B , C , D , E

MOON 60 DE

CE IP 20



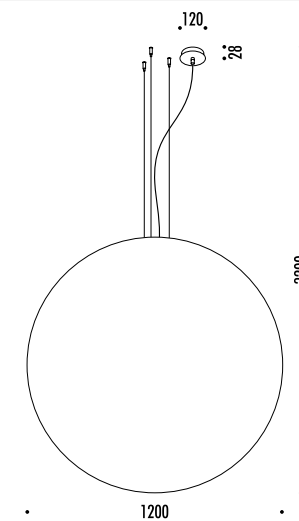
165700	STANDARD	220 / 240 V - 50 / 60 Hz - MAX 23 W - E27 + MAX 10 W - GU10 CAVO TRASPARENTE - ROSONE BIANCO DOPPIA EMISSIONE - LAMPADINE FLUORESCENTE / LED INCLUSE TRANSPARENT CABLE - WHITE CEILING ROSE DUAL EMISSION - FLUORESCENT / LED BULBS INCLUDED
		 COD. 5072078 FLUORESCENT - 23 W - 2700K - 1600 lm - EFFICIENCY A
		 COD. 5072111 LED - 5,5 W - 3000K - 375 lm - EFFICIENCY A+




DESIGN DAVIDE GROPPI - 2005
 LAMPADA A SOSPENSIONE - CARTA GIAPPONESE - PE
 SUSPENSION LAMP - JAPANESE PAPER - PE
 ENERGY CLASS: A++ , A+ , A , B , C , D , E

MOON 120

CE IP 20



157100	STANDARD	220 / 240 V - 50 / 60 Hz - MAX 105 W - E27
187800	MOON 200 SPECIAL VERSION	CAVO BIANCO - ROSONE BIANCO - LAMPADINA INCLUSA DISPONIBILE SU RICHIESTA VERSIONE DIAMETRO 2000 mm
		WHITE CABLE - WHITE CEILING ROSE - BULB INCLUDED
		2000 mm DIAMETER VERSION AVAILABLE UPON REQUEST
		 COD. 5072119 FLUORESCENT - 65 W - 2700K - 4125 lm - EFFICIENCY A